



Now and Then
 Newsletter of the Shenandoah Valley Blacksmith Guild
April 2017

Inside: Club Information Meeting Notes General Notes Items of Interest	Editor's Notes: Spring is here! Daylight Saving Time means that you have more daylight hours to get things done. Don't forget to fit in some hammering time. Being creative keeps your brain young and pounding iron is a great stress reliever. Some great blacksmith events are coming up. See you there. SusanPlank.svbgeditor@gmail.com
--	---

Club Information

Shenandoah Valley Blacksmith's Guild Mission Statement:

* Preserve traditional blacksmith and metalworking skills through educational offerings to its members and the community at large.
* Serve as a clearinghouse for information, techniques, tools, and training programs for any individual interested in hot-worked metals.
* Facilitate educational opportunities and demonstrations for the general public, especially area children.
* Share practical skills experiences and techniques with beginner and experienced blacksmiths alike.
* Provide a forum for creative problem solving of metalworking issues as well as stimulate and inspire burgeoning smiths.
* Provide these services to all who share an interest in blacksmithing regardless of sex, race, age, religious beliefs, national origin, or level of blacksmithing knowledge or experience.
* Show and compare completed work or get suggestions on work in progress.

2017 SVBG Board of Directors

President...Dewey Baker contact preference through email: chevy38truck@gmail.com
 or message him on Facebook by typing in Dewey Baker and messaging him;
 if you must contact him by phone only call between 8 am & 8 pm at (540) 421-5510; He is
 unable to be reached by phone on Monday evenings between 7 & 9 pm for Boy Scout Meetings
 and the 1st and 2nd Tuesday evenings between 7 & 9 pm for Ruritan Meetings

Shop Master...Everette Burkholder (540) 879-9260

Secretary/Treasurer...Karen Robertson (434) 989-2206 email: ksrobertson7@gmail.com

Librarian...Daniel Burkholder (540) 879-9260

Safety Officer...Matt Williams (910) 465-0463 email: stonecrestforge@gmail.com

Web Master...Darrell Gilman email: web.svbg.darrell@gmail.com

Photographer...Dirk Gold email: dirkgold@gmail.com

Coal Manager...Ed Fleming email: flemishfoke@hotmail.com

Facebook Administrators... Drew Alexander email: magicdrew88@gmail.com
 Dale Morse email: vulkans Schmiede@yahoo.com

Newsletter Editor...Susan Plank (540) 896-1232 email: SusanPlank.svbgeditor@gmail.com

Guild Master - Virginia Institute of Blacksmithing, Dale Morse (434) 960-9718
 email: vulkans Schmiede@yahoo.com

Club Information - Continued

More information on the Shenandoah Valley Blacksmith Guild can be found at these locations:

The Shenandoah Valley Blacksmith Guild website can be located on the internet at
<http://svbg.squarespace.com>
 and

On Facebook, like us at Shenandoah Valley Blacksmithing Guild

2017 Calendar of Events

Have already happened:

January	12th Monthly Meeting - Dewey Baker demonstrated "Friederick Cross Key Fob"
February	9th Monthly Meeting - Bill Fox demonstrated "Candle Holder" 25th - Boone Pasture Party - Phil Heath with Tom Boone demonstrated "Folding Chair"
March	9th Monthly Meeting - Dave McKinnon demonstrated "Forge Weld" 31st - Greater Shenandoah Valley Knife Show
April	1st & 2nd - Greater Shenandoah Valley Knife Show

Still to look forward to:

April	13th Monthly Meeting - Beginner and Mentor Night 1. Jim Oates 2. Matt Williams 3. [Redacted] 21st, 22nd & 23rd - Blacksmith Guild of the Potomac Spring Fling - <u>New location</u> at the Fredrick County Fairgrounds located at 155 Fairgrounds Road Clear Brook, VA 22624. Two daytime demonstrators - Kim Thomas and Williamsburg Gunsmith, Richard Sullivan; and an evening crucible melt demonstration by Josh Fikentscher.
May	11th Monthly Meeting - Dirk Gold 20th & 21st - Blacksmith Guild of Central Maryland 29th Annual Blacksmith Days will have three demonstrators - Nathan Robertson, Jackpine Forge [tool making], Rob "Deker" Dekelbaum [Pattern Welded Steel and Bladesmithing], Jacob Selmer [Forging Sheet and Armor] held at the Carroll County Farm Museum located in Westminster, MD
June	8th Monthly Meeting - Jerry Veneziano
July	13th Monthly Meeting - Ray Plank demonstrates "Farrier Rasp Snake"
August	10th Monthly Meeting - 1 demonstrator needed 14th through the 19th - Rockingham County Fair
September	14th Monthly Meeting - Beginner and Mentor Night - 3 demonstrators needed 1. [Redacted] 2. [Redacted] 3. [Redacted]
October	12th Monthly Meeting - Jim Oates
November	9th Monthly Meeting - 1 demonstrator needed
December	14th Monthly Meeting - 1 demonstrator needed

Club Information - Continued

Some Reminders:

SVBG Safety Rules:

1. Follow all instructions given by the designated Safety Officer(s).
 - a. Maintain safe distance from forge, anvil, and other tools to be used during the demonstration and the paths between them.
Remember: Hot metal always has the “right of way”!
2. Safety Glasses or other Eye Protection **must** be worn during use of equipment and demonstrations to protect against soot, scale and other small bits scattered during hammering etc.
 - a. The Guild has a limited supply of safety glasses available should you forget yours.
3. Hearing protections is also recommended during demonstrations utilizing loud machinery or hammer & anvil work to prevent potential cumulative hearing damage.
 - a. The Guild has a limited supply of disposable earplugs available.
4. Clothing Recommendations (mandatory for demonstrators):
 - a. Synthetic clothing represents a serious burn risk! (Polyester, Nylon®, Rayon®, Spandex® etc.)
 - b. Clothing made from natural fibers or Aramid fibers specifically designed for exposure to heat/sparks/flame are strongly recommended for all attendees. (Cotton, Linen, Wool, Nomex®, Kevlar® etc.)
 - c. Closed toe shoes/boots and full length pants or skirts of an appropriate material are recommended at all times and will be required for participation in “Beginner & Mentor Night” activities.
5. Minors attending Guild meetings or other Guild sponsored events must be accompanied and supervised by a parent, guardian or other adult responsible for their care.
6. Do not use shop tools without permission. If you have permission but are not experienced with the specific type or model of tool you intend to use, ask for help.
 - a. When using the treadle hammer, tongs or vise grips must be used to hold any tooling that would otherwise place your hand in the path of the hammer.
 - b. Hand held tools, even those with a handle or held with tongs/vise grips, are NOT to be used with the power hammer. Exceptions will only be made for Professional Blacksmiths and only at their own risk.

Now and Then
Newsletter of the Shenandoah Valley Blacksmith Guild
April 2017

Meeting Notes

SVBG October 13, 2016 Monthly Meeting Photos

pictures by Dirk Gold



Delicious refreshments



Dewey Baker tells about his knife



Drew Alexander talks about his hanger while Larry Martin, Bill Fox, Matt Williams and Lanny Campbell listen



Lanny Campbell shows off his cross




Jim Oates during his demonstration



Jim Oates' demonstrated Mason Jar Handle

SVBG November 11, 2016 Monthly Meeting Photos

pictures by Dirk Gold



What a spread! A table full of SVBG member display items




Bill Fox talks about his antler design hook



Frank Habay shows off his hanger



Rich Little talks about making one of the Mason Jar Handles



Al McDorman during his Braided Hinge Strap demonstration



Al McDorman's demonstrated Braided Hinge Strap


Now and Then
 Newsletter of the Shenandoah Valley Blacksmith Guild
 April 2017

Meeting Notes - Continued

SVBG December 8, 2016 Monthly Meeting Photos
 pictures by Susan Plank



Chuck May's first items made at his home smithy



Dewey Baker shares his uncle's Bible with his relatives Susan Plank and Dorman Wyant



Mark Thomas brought this trade axe to show



Rudy Dean demonstrates Mokume Gane



Standing room only with Karen Robertson, Dorman Wyant and Dewey Baker in the back



Buster Lovegrove, Mark Thomas, Keith Whipple, Al McDorman, Christopher Richardson, Ian Richardson, Katelyn Leffel, Rudy Dean Sr., Angela Leffel, Paul Bisgaard, Bill Simmons, Frank Habay, Shelvin Arey, Glenn Rhodes, Conner Leffel and Tom Harris



Is it done yet?
 John Miller, Rudy Dean, Bill Fox, Lanny Campbell and Buster Lovegrove check to see



Maybe if more watch, it will get done quicker!
 Colin Hester, Glenn Rhodes, Everette Burkholder, Bill Fox, Daniel Burkholder, Rudy Dean, Ray Plank and Tom Harris help with this

Meeting Notes - Continued

SVBG January 2017 Monthly Meeting
Dewey Baker demonstrated a "Friederick Cross Key Fob"
 pictures by Dirk Gold



Dewey Baker



Forging Instructions for the pictured "Friederick Cross Key Fob" demonstrated by Dewey Baker can be found in our January 2017 *Now and Then* Newsletter of the Shenandoah Valley Blacksmith Guild on pages 11 and 12.

SVBG January 2017 Monthly Meeting Photos
 pictures by Dirk Gold and Susan Plank



Dave, Dewey, Karen,
 Lanny, Al with Marty
 and Conrad in back left



Michael, Rudy, Conrad,
 Brian, Daniel, Bill, Matt,
 Dewey and Karen



Buster Lovegrove talks
 about finally making his
 stool with Bill Fox and
 Dewey Baker in the
 background



Al, Matt, Rich, Keith,
 John, Marian, Brian,
 Dave, Mark, Glenn,
 Lanny, Susan, Ray, Dave,
 Jim, Bill, Frank,
 Tom and Bob



Merle, Lori, Chuck,
 Everette, Buster, John,
 Ryan and Marty



Chuck, Everette, Buster,
 John, Marty, Dan, Dave,
 Michael, Conrad, Brian,
 Daniel and Bill



Chuck May brought this
 in to show us because
 Mark Thomas is in it



Mark Thomas and his
 powder horn in *American
 Frontiersman* Feb. 2017

Now and Then
Newsletter of the Shenandoah Valley Blacksmith Guild
April 2017

General Notes

Our Condolences got out to Lanny Campbell and family

One of our SVBG members, Lanny Campbell, lost his mother in late January.

Reynolds Hamrick Funeral Homes posted this Obituary:



Charlotte (Davis) Campbell, 91, of Waynesboro passed away early Sunday, January 29, 2017 at Avante. She was born May 22, 1925 in the Stony Creek area of Nelson County, the daughter of the late Sheffy Lee and Robbie Thompson Davis.

Charlotte was a homemaker and a member of the West Waynesboro Church of Christ. She was active in her children's school activities, in the church women's circles and Sunday school. She and her husband loved square dancing, traveling together and just living in the beautiful area of Waynesboro and Nelson County. In addition to her parents, she was preceded in death by her husband, Landieth Carroll Campbell, three brothers and ten sisters.

Survivors include her son, Lanny Campbell and his wife, Karla of Waynesboro; daughters, Trudy Nix and her husband, Ray of Houston, Texas and Kim Cook and friend, Frank Duff of Waynesboro, grandchildren, Jason Campbell and his wife, Nycol, Brian Cook and his wife, Sherry, Michael Cook, Andrew Nix and Jennifer Nix, great grandchildren, Hattie Campbell, Finn Campbell, Nathaniel Cook and Peyton Cook; brother, Kenneth Davis of Stuarts Draft.

A funeral service will be held at 11:00 AM Saturday, February 4, 2017 at the Waynesboro Chapel of Reynolds Hamrick Funeral Home. Burial will follow at Beech Grove Christian Church Cemetery.

Active pallbearers will be her grandchildren and great grandchildren. The family will receive friends one hour prior to the service at the funeral home.

In lieu of flowers, memorial donations may be made to a church or charity of your choice.

Family and friends are invited to share a memory, send condolences and sign the guest book by visiting. www.reynoldshamrickfuneralhomes.com

Please keep Lanny and his family in your thoughts and prayers.

Now and Then
Newsletter of the Shenandoah Valley Blacksmith Guild
April 2017

General Notes - Continued



Boone Pasture Party
article and photos by Susan Plank

Dan and Judy Boone had a gorgeous day this year for their annual Boone Pasture Party on February 25, 2017. Fay LeCompte and John "J.J." Jenkins set up and let their anvil fly. When "Blowing the Anvil," Fay uses a third of a pound of powder to blow an 83 pound anvil. The second time they blew it, the anvil flew up about 25 feet. [I thought this was a good use for a Peter Wright anvil! They ring too much for my taste.]

Phil Heath and Tom Boone set to work demonstrating how to make a folding chair. For those of you who have had the opportunity to see Phil demonstrate, he makes moving large metal look extremely easy. I was very surprised to see him working with small metal and as you can see, he is not very happy.



Peter A. Renzetti from Clayton, Delaware was also demonstrating. He makes "Puddled People." These are freehand sculpted figures made using an oxy-acetylene torch and welding rod. They are formed as you see with no casting or finishing.



The tailgating was fantastic this year. As usual, Blue Moon Press was there providing us with lots of book choices to purchase. Krispy Kreme donuts, fruit and coffee early in the day was appreciated. Lunch was delicious. The craft program for spouses and kids was unfortunately not set up this year.



Eleven members of the Shenandoah Valley Blacksmith Guild made it over the mountain and enjoyed the event. SVBG members, Al McDorman and Jim Oates are pictured here watching Phil and Tom demonstrate.

Even though Phil did not enjoy working that much with the smaller metal, the folding chair he and Tom created looks great!



The Boone Pasture Party for this year is over.

General Notes - Continued

**The littlest blacksmith!**

Congratulations go out to Drew and Beth Alexander on the birth of their second daughter, Harmony Grace Alexander. Harmony Grace was born on February 21, 2017. She weighed in



at 8 lbs 12.6 oz. Miracle is pictured here holding her little sister. We say "Welcome" to Harmony Grace. Thanks Drew for sharing these photos with us.

SVBG Picnic

At present, the 2017 SVBG picnic is on hold. Dale Morse was unable to accommodate us holding our SVBG picnic at *Virginia Institute of Blacksmithing*. Since he had previously felt that this was possible, but it was not, he has donated \$250.00 towards our 2017 SVBG picnic when and where ever it is held. Thank you Dale for that generous donation. Susan and Ray Plank will be having their barn rebuilt in late summer and may be able to hold it there later in the year. Tim Beachley, our demonstrator for this year's picnic, will work with us to find a date to demonstrate once we have the location. Hopefully we will have more information in the next SVBG newsletter.

BGOP 2017 Spring Fling

The BGOP 2017 Spring Fling will be held starting at 3:00 pm on April 21 going through lunch on April 23 at their new location - Frederick County Fairgrounds located at 155 Fairgrounds Road in Clearbrook, Virginia 22624. Kim Thomas, Richard Sullivan and Josh Fikentscher will be demonstrating. The forging contest this year is a Triangle Dinner Bell with striker. The Iron in the Hat drawing will include a special Iron Bound Chest made by Phil Heath. Remember to bring your donation for Iron in the Hat. Camping is still available at this location. This is another great local blacksmithing event within easy driving distance. A BGOP Registration form can be found on the BGOP website www.BGOP.org

Blacksmith Guild of Central Maryland (BGCM) 29th Annual Blacksmith Days

The BGCM 29th Annual Blacksmith Days will be held May 20 and 21 at the Carroll County Farm Museum located in Westminster, Maryland. Nathan Robertson, Jackpine Forge, will be demonstrating Tool Making. Rob "Deker" Dekelbaum, DekerKnives, will be demonstrating Pattern Welded Steel and Bladesmithing. Jacob Selmer will be demonstrating Forging Sheet and Armor. There are two forging contests this year...a hammer and an item with three or more mechanically assembled components. They will also have tailgating, two Iron in the Hats, a silent auction and a live auction. Additional information can be found online at www.bgcmonline.org or you can contact Ted McNett at blacksmithdayschair@bgcmonline.org A BGCM 29th Annual Blacksmith Days registration form can also be found on the next page of this newsletter. This blacksmithing event is a bit farther to drive, but it is still worth trying to fit it into your schedule.

General Notes - Continued

29th Blacksmith Days May 20 & 21, 2017 at the Carroll County Farm Museum Featuring Nathan Robertson, Rob "Deker" Dekelbaum, and Jacob Selmer Pre-Registration Form Must be Received No Later Than May 1, 2017 Mail Check Payable to: "Blacksmith Guild of Central Maryland" with completed Registration form to: BGCM, 500 South Center St, Westminster, MD 21157		
Name:	_____	Adult <input type="checkbox"/> Child <input type="checkbox"/>
Address:	_____	
City:	_____	State: _____ Zip: _____
Telephone:	_____	E-Mail: _____
Liability Release <i>This event is a non-profit project of the Blacksmith Guild of Central Maryland, INC., for the purpose of reviving the art and craft of blacksmithing. While all reasonable precautions are taken to prevent personal injury to participants and their property, I recognize that there are dangers connected with this activity, as well as other common hazards that exist in any phase of daily activity. I accept my responsibility to have and wear eye protection at all times I am watching or in the vicinity of forging operations. All who participate, and accompanying guests, release the Blacksmith Guild of Central Maryland, INC., its members and officers, and the demonstrator/instructor from liability should there occur an injury or accident involving anyone while participating in this event. I have read and understand these conditions. I agree to hold all parties helping to put on this event, from any claim arising from injury or property damage.</i>		
Sign	_____	Date _____
ADDITIONAL NAMES AT SAME ADDRESS		
Name 2:	_____	Adult <input type="checkbox"/> Child <input type="checkbox"/>
Sign 2	_____	Date _____
Name 3:	_____	Adult <input type="checkbox"/> Child <input type="checkbox"/>
Sign 3	_____	Date _____
Name 4:	_____	Adult <input type="checkbox"/> Child <input type="checkbox"/>
Sign 4	_____	Date _____
Admission:		
Registration ages 18 & up	_____	@ \$40.00 each
Sunday Only	_____	@ \$25.00 each
Spouse or a child ages 13 – 17	_____	@ \$20.00 each
Family: You, Spouse & your children 13 - 17	_____	@ \$70.00 total
Sat Dinner (Advanced Registration Required)	_____	@ \$10.00 each
		Total
Anyone under the age of 16 must be accompanied by an adult. No pets are allowed on the Farm Museum Property. Limited On-Site Camping Available: (Public restrooms are available, No Hook-Ups or Showers). All <u>Campers</u> will be required to complete, sign and turn in the Farm Museum Liability Release Statement. Vendors/tailgaters must pay registration. Iron in the hat items or auction items requested Contact: Ted McNett (717)-646-9839 blacksmithdayschair@bgconline.org		

Blacksmithing in the North Woods

by Ed Thomas

I've been told by both my friends (ok, they are friendly acquaintances, but let's not split rivets) that an article describing my northwestern migration, abandonment of the Berton good life, and immersion in the culture of the snowbound would be happily ignored, yet could help bulk up the newsletter nicely. So herewith is the best I can do with the 10 minutes I allotted between taking a break and resting while preparing to resume hibernating.

The move away from Bergton with my dream shop and wonderful 66 acre privacy inside the GW National Forest, to a lake in northern MN happened in stages driven partly by finances. But also by the realization that it's just too dang hot in VA. People brag about the 4 seasons there in the valley, but we have them here in MN also - Winter, July 4th, the day before July 4th, and the day after July 4th. So don't be getting all smug about your weather like you have a monopoly.

As for the finances, I went from enough debt to keep my children's children out of shoes for decades, to debt-free for the first time in my life. Lanny told me it was a good feeling and he's darn right. I highly recommend it. It's also a good thing, since I'm practically unemployable, having burned bridges wherever I cross. Until the house in Bergton sold, I was supporting the enormous payment on it, while moving equipment out at \$4 a gallon for diesel, and occasionally buying food here. So against my better judgment, I took a job as a paramedic with the local private very-much-for profit EMS agency. Silly me...I forgot to ask what they paid, since I figured everyone paid more than WV, where I last worked. I won't be specific, but will say that I got a pay raise when the minimum wage increased. How about that for the government in action!

That job lasted until I could not in good conscience work at a place that treated it's employees so badly...and we were free of the financial burden of Bergton.

So here I was, independently poor, practicing the flute and occasionally wandering up to my shop to stare at equipment. My shop here in MN is much smaller, but I have the advantage of several other outbuildings that absorb a lot of the stuff that was there in Bergton. Those who visited my shop in the valley will well remember the daunting volume and weight of its contents. In a flurry of activity, I got the shop in order enough to be productive, assuming someone would want to be productive. And of course, someone showed up, wanting to be productive. Go figure. Now most of the time there seems to be thanks to friendly boot in the butt, rather than self-motivation.

Some well-meaning, but terribly misguided acquaintance suggested I check out the Forest History Center near where I live in Grand Rapids MINNESOTA (not Michigan!!!) because they were looking for a blacksmith. I asked what that had to do with me, but apparently, the bar is rather low. When I showed up, they took my word that I was a blacksmith with no real check to see if I actually WAS a blacksmith. Spelling it on the application correctly seemed to satisfy everyone, and the next thing I know, I'm playing a blacksmith in period - December 15th, 1900, to be precise. My starting hourly rate is quite low, barely more than I was making as a life-saving paramedic, but it could be argued that I am less of a liability to patients as a blacksmith and I'm still overpaid. Oh, well. At my advanced years, I'll take the money gracefully.

Now I realize that NOBODY read this far out of any interest in my biography, other than to hope for something like a train wreck to make the day exciting. I really do understand that readers are simply skimming through, hoping against hope that I have turned up evidence that Dagger Bullion is still alive, obviously bludgeoning his way across the landscape somewhere. As it turns out, our wonderful planet is indeed small, and paths cross more often than we are wont to know. Yes, Dagger recently did blaze a trail across the north side of our country. And many people survived to tell about it. Perhaps even people in the south would be interested in his continuing saga...but you will have to wait for another issue on another day. My time is up, and I feel quite invigorated enough to go take a nap now.

Happy hammering!

Ed Thomas

Items of Interest

Blacksmith classes:

1. Our SVBG Guild Master, **Dale Morse**, at *Virginia Institute of Blacksmithing* located at 200 West 12th Street in Waynesboro, Virginia 22980 has various classes. This is a tentative schedule for 2017. The schedule is subject to change. For any questions regarding classes, call (434) 960-9718 or email him through info@vablacksmithing.org



- April - 1 - 2 BSMTH 108: Certification Course
8 - 9 Beginning Blacksmithing: Hook Rack and Candlestick
15 - 16 Beginning Blacksmithing: Tips and Tricks of the Anvil
22 - 23 TBD
29 - 30 Beginning Blacksmithing: Build a Spear
- May - 6 - 7 BSMTH 109: Certification Course
13 - 14 Re-enactors Class
20 - 21 Beginning Blacksmithing - Wall Mounted Pot Rack
27 - 28 Beginning Blacksmithing - Build a Helmet
- June - 3 - 4 BSMTH 110: Certification Course
10 - 11 No Blacksmithing Classes
17 - 18 Beginning Blacksmithing - Leaves, twists, and other Embellishments
24 - 25 Beginning Blacksmithing - Build a Shield
- July - 1 - 2 BSMTH 111: Certification Course
8 - 9 Beginning Blacksmithing - NEW Craft Show Items
15 - 16 Beginning Blacksmithing: Hook Rack and Candlestick
22 - 23 Beginning Blacksmithing - Build a Hatchet
29 - 30 Beginning Blacksmithing - Dinner Triangle

2. **Phil Travis'**, *Dragon's Breath Forge*, blacksmith classes have begun. Location for all classes: 2330 Crums Church Road, Berryville, VA 22611. Questions? email: gale.bowman-harlow@opusoaks.org or phone: 540-539-6685. All classes are designed to introduce you to Blacksmithing skills & techniques. You will be working with coal forges, hammers, tongs & anvils along with small hand tools to complete several projects in each class. All material provided and are included in the cost. Class size is kept small to better help each student with any questions. No prior experience is necessary, only a desire to learn and have fun. Pick a class or two, bring a lunch, wear cotton clothing, and let's forge some memories. Our prices include insurance. [Class time: 9 am to 4 pm. Age: 16 and above.] How to register: Go on web under Opus Oaks Artisan Workshops. Download registration form from homepage. Complete registration form and check made payable to Gale Bowman-Harlow; then send completed registration form and tuition to Gale Bowman-harlow 2330 Crums Church Road, Berryville, VA 22611. Class schedule listed on following page.



Items of Interest - Continued

Blacksmith classes - continued:

 <p>Phil Travis Blacksmith Instructor phil.travis@gmail.com</p> <p>Opus Oaks Artisan Workshops Blacksmithing Workshops for the new comer or the experienced https://opusoaks.wordpress.com gale.bowman-harlow@opusoaks.org 540-539-6685 text/call</p>	<p>Blacksmithing Workshops Designed for the unexperienced or the experienced Find the right workshop for you</p> <ul style="list-style-type: none">• 2-Day Basic• Wizard• Boot Scraper• Tongs and Tools to Quip your Shop• Bar-B-Que Tools• Shelf or Plant Bracket• Custom Hammer• Making Knives• 5-Day Indepth Workshop• 2330 Crums Church Road, Berryville, VA 22611
---	--

Spring and Summer Schedule

Date: April 8 - Colonial Style Boot Scraper

Description: Students will learn a few blacksmithing skills while making a colonial style boot scraper. Class will cover how to work with a coal forge and basic skills using hammer and anvil.

Tuition: \$165.00

Date: May 6 & 7 - Wizard Class

Description: Learn to make custom tools and forge a wizard head caricature all while learning basic blacksmithing techniques. Class will learn to manage a coal fire, use hammer & anvil and be introduced to sculpting steel. Great class to learn tool making for the artisan interested in repoussée, stone carving and general blacksmithing.

Tuition: \$225.00

Date: May 13 - Making a Custom Hammer

Description: Make your own small hammer. Working with a coal forge, hammer & anvil and small tools you will forge, harden and handle a small hammer. Great class for the artisan who wants to make custom hammers or handled tools.

Tuition: \$165.00

Date: June 10 & 11 - Blacksmithing Basics 2-Day Course

Description: Come learn some of the basics of blacksmithing. This is an abbreviated version of the week-long course. It will cover working with a coal forge, hammer & anvil. Make basic tools and projects while learning blacksmithing skills.

Tuition: \$225.00

Date: July 8 & 9 - Making Tongs & Tools to Quip Your Shop

Description: Students will learn how to work with a coal forge, become skilled with hammer techniques, and how to use an anvil effectively. You will make tongs for holding stock, forge custom chisels and punches for metal work, learn tempering techniques, and metal temperatures for forging.

tuition: \$225.00

Date: July 17 - 21 - Blacksmithing Basics 5-Day Course

Description: Learn basic blacksmithing skills. Class will cover working with a coal forge, temperature control of the metal, hammers and working on an anvil to make a set of forge tools and several small projects. Class is perfect for those who want to make tongs & hand tools to quip their own shop.

Tuition: \$350.00

Date: July 29 & 30 - Wizard Class

Description: Learn to make custom tools and forge a wizard head caricature all while learning basic blacksmithing techniques. Class will learn to manage a coal fire, use hammers & anvil and be introduced to sculpting steel. Great class to learn tool making for the artisan interested in repoussée, stone carving and general blacksmithing.

Tuition: \$225.00

Items of Interest - Continued

Remember the "SVBG Members at Large" article and photos in the October 2016 *Now and Then* Newsletter of the Shenandoah Valley in the Items of Interest section?



Jim Oates and Buster Lovegrove had demonstrated at *Churchville Days* on September 24, 2016. Jim is pictured here holding the award for the "23rd Annual Fall Festival Western Augusta Steam & Gas - Best Appearing Overall Display" they received. Well done ya'll!

Ray and Susan's July 4th, 2016 Barn Fire Update and Ray's Tool Shopping List

I know we have said it before, but it bears repeating...Ray and I say "THANK YOU" to all of our blacksmithing friends for your continued loving outreach. Let's see if I can give you a quick update. Ray now has a 12' x 21' carport as his *Battle Axe Forge* smithy. It is not quite set up yet because we ran into a few problems. We purchased a Certified 130mph/30 14 gauge Carolina Carports bent bow carport from The Market Place in New Market, Virginia. Please be aware [we found out the hard way] that if you live in a place like Rockingham County that has river rocks, the company DOES NOT honor their paid in full "Certified units" purchase agreement to install the mobile home anchors for ground installation. Without those anchors, all warranties are void. The Market Place did assist us in getting the \$100 back on the cost of the un-installed anchors, but at present we now have a quite expensive carport kite. A couple of positive notes, Ray purchased a 14' x 18' cottage style Byler Barn for his knife clean room. He is very excited to have a wood floor in this building [before it was just dirt]. His knife clean room is wired and we are just waiting for SVEC to come hook up our temporary power. The county is going to let us have Ray's big barn rebuilt. We live in a flood plain and weren't sure if the new regulations would allow that. Central Valley Truss has us on their summer schedule to build a 40' x 52' pole barn with metal siding. Instead of replacing the two smaller barns we had, we decided to build the one big barn. On the home insurance front...we finally found a company, United National, that would take a chance on us. At least 17 companies refused to write a policy on us for the 99% fire loss that we had no control over and that was not caused by his blacksmithing. Also note that we were told that unless you have a policy that you are grandfathered in, there can be no fire in an outbuilding [no forge, no wood stove, no propane, etc]. If Ray started a business and took out a business insurance policy, he could have a noncombustible building built that would be allowed to have fire in it, but no new homeowner policy. We are still replacing tools, so if you have duplicates or pieces you no longer use, we would love to see them to see if that is what Ray is looking for to buy. Our phone number is (540) 896-1232. Ray can receive pictures of what you have for sale at his new work email Plank-Raymond@Aramark.com Ray and I plan to attend the BGOP and BGCM flings.

Ray's Tool Shopping List [just a note - Ray does not like battery powered tools]:

Metal cutting band saw (prefers the style that swings) - we have a small Porta Band

Metal cutting Miter Saw (sometimes referred to as a chop saw)

Heavy Duty metal shelves, Heavy Duty chest of drawers and Heavy Duty metal cabinets

(old style) Plastic gas cans 1, 2 and 5 gallon [we think we have a place we can buy the nozzles]

Shop rolls of sanding paper with adhesive backing - grits 220, 320, 400 and 600

Paint brushes (multi use) - 3", 2½", 2" straight and angled, 1½" straight and angled

Paint rollers, roller covers and paint pan

Cables - ⅜" to ½" diameter from 20' to 30' (towing and pulling)

6013 and 7018 welding rods (⅛" electrodes)

Craftsman Milling table

2 Makita 3/8" electric hand drills



Thanks,

Ray and Susan Plank